

STUDY AREA



Prevailing Questions

- When was the City in its prime economically?
- During what time period did the City experience economic decline?
- What factors contributed to Inglewood's periods of economic incline and economic decline?
- What was the City's response to economic decline?

Purpose

- To determine the period of economic incline and decline for the City of Inglewood
- To identify factors contributing to the City's economic incline and decline
- To highlight the City's response to economic decline

Variables Studied

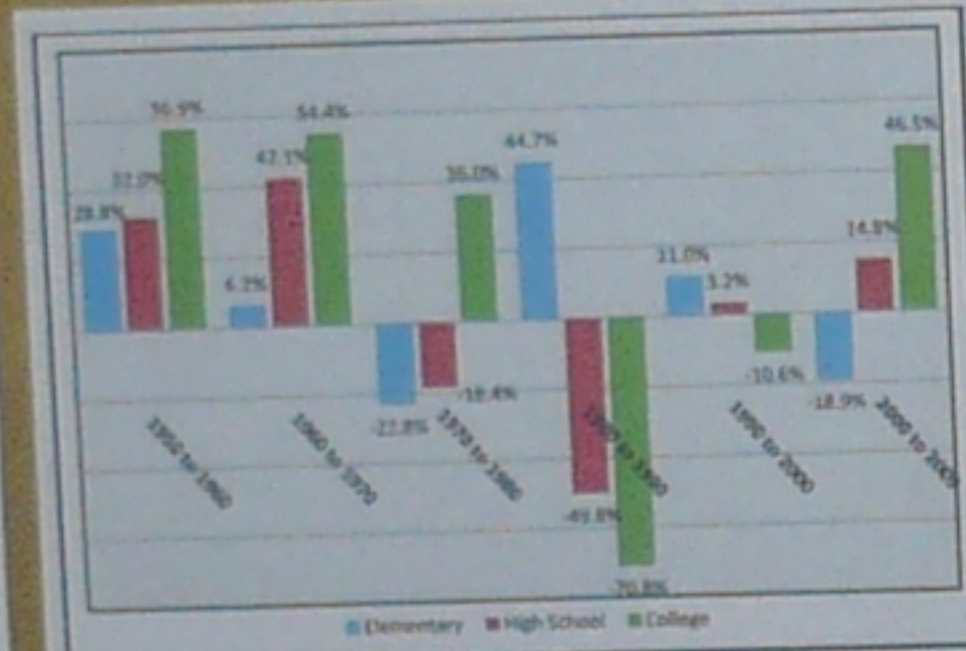
Demographic Variables	Economic Variables
Population	Median household income
Population by Age	Educational attainment
Racial Composition	Unemployment rate
Household Size	Household income
Household Size	City revenue (except City payroll)
Household Size	Property tax
Household Size	Property tax
Household Size	City revenue (except City payroll)
Household Size	Property tax
Household Size	Property tax

Inglewood, California: Demographic and Socioeconomic Development

Post World War II to 2010

BY
SHAWNIKA JOHNSON

FINDINGS



Inglewood Educational Attainment Growth Rate. Source(s): US Census Bureau 1952-2009.

Table 5. Inglewood's Demographic Trends by Variable: Growth

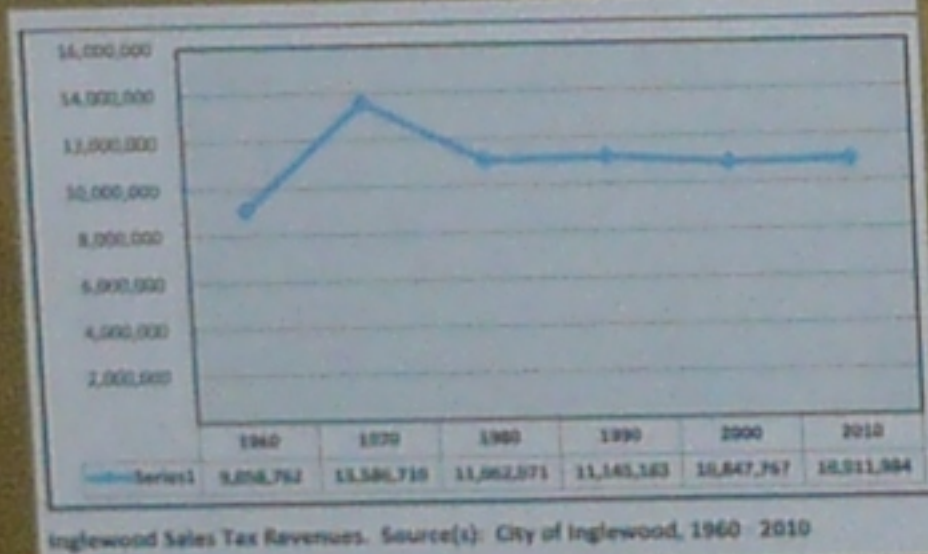
Variable	Decade	Growth Rate
Population	1970-1980	492.8%
Population by Age	1960-1970	163%
Racial Composition	1960-1970: African American Migration	34,610.3%
Household Size	1980-1990: Latino Migration	136.8%
Household Size	1950-1960	56.4%
Household Size	1950-1960	0.12%

Source(s): US Census, 1910-1992; Growth rate calculated by Author

Table 6. Inglewood's Demographic Trends by Variable: Decline

Variable	Decade	Growth Rate
Population	1990-2000	2.7%
Population by Age	2000-2009	-0.3%
Racial Composition	1970-1980: White flight	-60%
Household Size	1960-1970	-1.8%
Household Size	1980-1990	0.17%

Source(s): US Census, 1972-2009; Growth rate calculated by Author



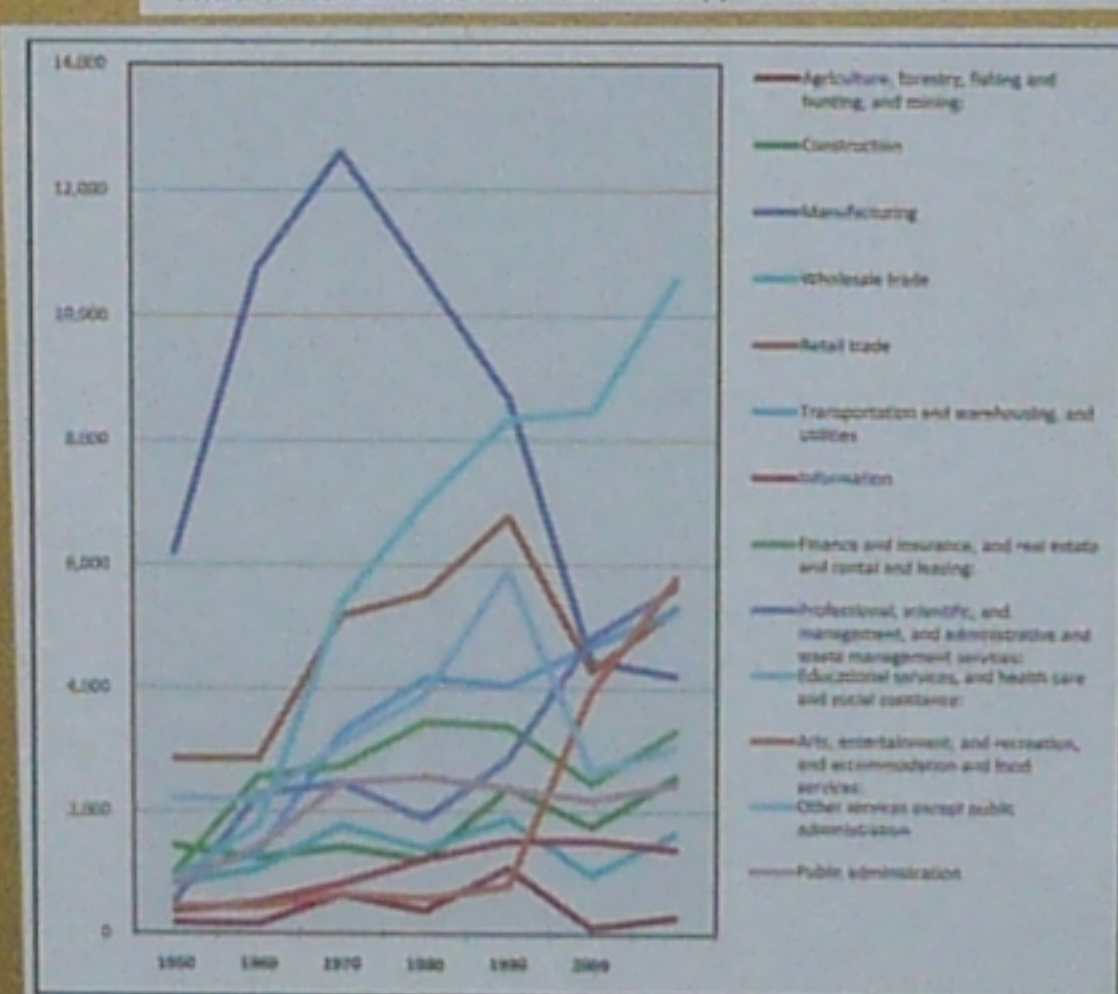
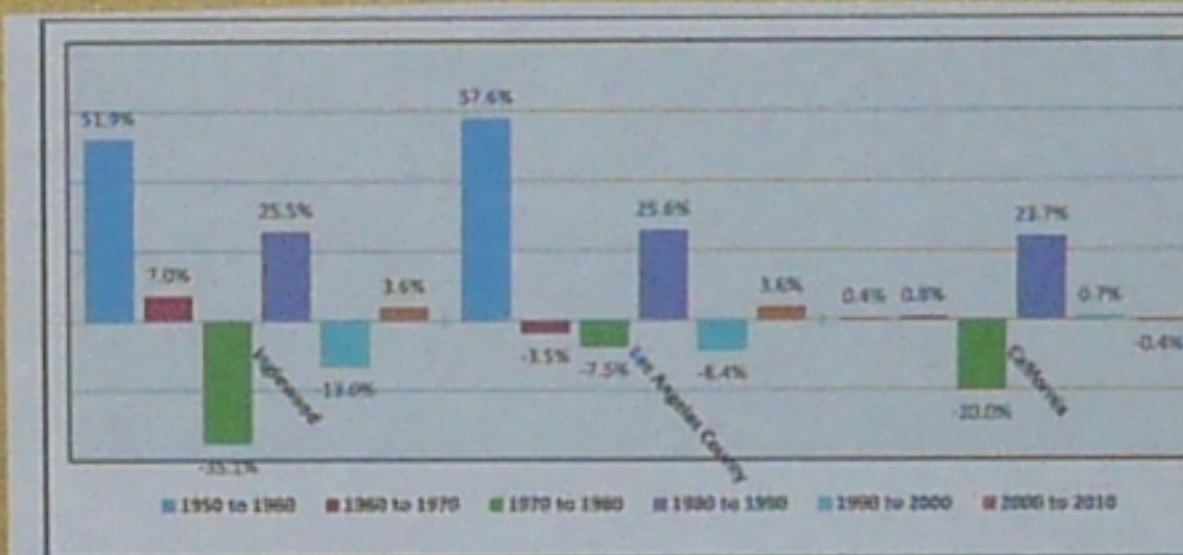
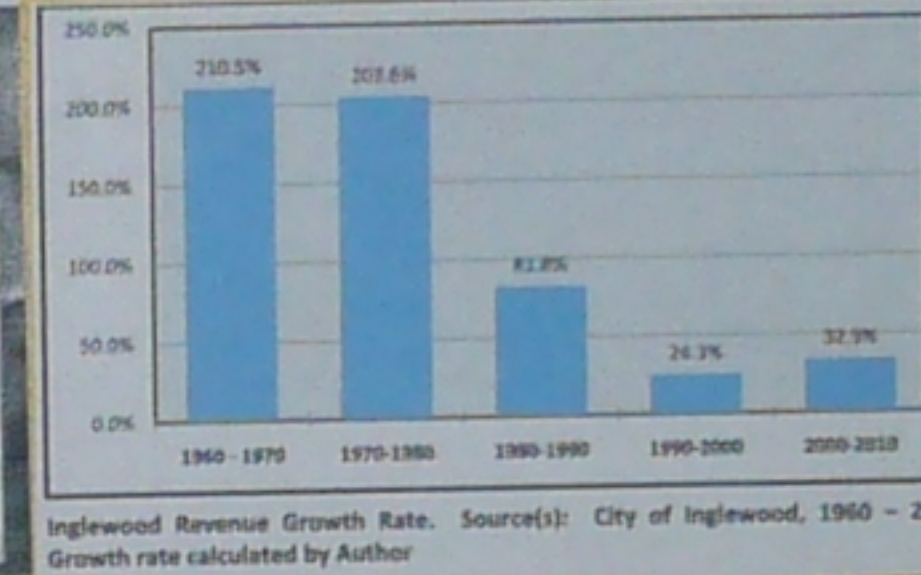
Contributing Factors

Incline Period (1960-1970)	Decline Period (1970-1980)
<ul style="list-style-type: none"> • Aerospace industry • Migration • Population • World War II • New economy • Federal merchandise stores • Furniture stores • Furniture stores • Car dealerships • Major department stores • High educational attainment • Educational trends • Redevelopment projects 	<ul style="list-style-type: none"> • Low cost housing • Low educational attainment • Antiquated school system • Charter schools • Affordable crime • Aerospace industry decline • Mass deindustrial economy • Regulatory restrictions • High Civil Unemployment • Lack of retail establishments • Increasingly downward • Population migration (i.e. White flight) • High tax rates • Los Angeles Lakers and Los Angeles Kings Exit

City's Response to Economic Decline

<ul style="list-style-type: none"> • Redevelopment projects • Municipal workforce construction • Medicaid capital improvement projects • Taxation • Increased water rates • Increased transient occupancy tax • Increased property taxes • Increased business license tax • Increased utility costs • Increased Great Western Forum and Hollywood Park Admission Tax • Apartment taxation • Job attraction 	<ul style="list-style-type: none"> • Increased security • Assembly Bill 1106 • Development Advisory Committee • Industrial bonds • One-time revenue streams • City property and water rights liquidation • Economic Development Departments • Inglewood Partners for Progress • Office of Business and Economic Development
------------------------------------------------------------------------------------------------------------------------------------------------------------------------------------------------------------------------------------------------------------------------------------------------------------------------------------------------------------------------------------------------------------------------------------------------------------------------------------------------------------------------------	--------------------------------------------------------------------------------------------------------------------------------------------------------------------------------------------------------------------------------------------------------------------------------------------------------------------------------------------------------------------------------------------------------------------

Variable	1952-1960	1960-1970	1970-1980	1980-1990	1990-2000	2000-2010
Household income	14.0%	11.0%	11.0%	11.0%	11.0%	11.0%
Educational attainment (see below)	14.0%	11.0%	11.0%	11.0%	11.0%	11.0%
Completed high school	14.0%	11.0%	11.0%	11.0%	11.0%	11.0%
Completed college	14.0%	11.0%	11.0%	11.0%	11.0%	11.0%
Unemployment rate	5.0%	11.0%	11.0%	11.0%	11.0%	11.0%
Inglewood resident migration	New arrivals (residents) increased	White migration (residents) decreased	11.0%	11.0%	11.0%	11.0%
Sales tax	14.0%	11.0%	11.0%	11.0%	11.0%	11.0%
Property tax	14.0%	11.0%	11.0%	11.0%	11.0%	11.0%
Inglewood industries	New industries increased	Old industries decreased	11.0%	11.0%	11.0%	11.0%
City revenues	14.0%	11.0%	11.0%	11.0%	11.0%	11.0%



METHODOLOGY

Mixed Methods

Quantitative Methods

- Calculated growth rate for studied variables to determine the economic growth/decline periods and demographic shifts

Qualitative Methods

- Informal information gathering interviews
- Review social and economic journals, newspaper articles, staff reports, and Inglewood Redevelopment Agency documents

Economic Incline Period "Growth Period"

- The decennial in which an analysis of the selected variables presents positive growth and/or the greatest percentage change.
- The decennial with the greatest number of variables presenting positive growth or the greatest percentage change

Economic Decline Period "Decline Period"

- Ten year span in which the studied variables presented negative growth, or the least amount of growth.
- The decennial possessing the greatest number of variables which experienced negative growth or the least amount of positive growth

RECOMMENDATIONS

- Develop a strategic economic development plan
- Stabilize leadership
- Diversify the City's economic base
- Regional partnership
- Market Inglewood's assets and destroy fallible perceptions
- Reestablish the City's medical employment
- Enhance small business resources
- Reassess and stabilize the City's workforce
- Capitalize on the City's diversity